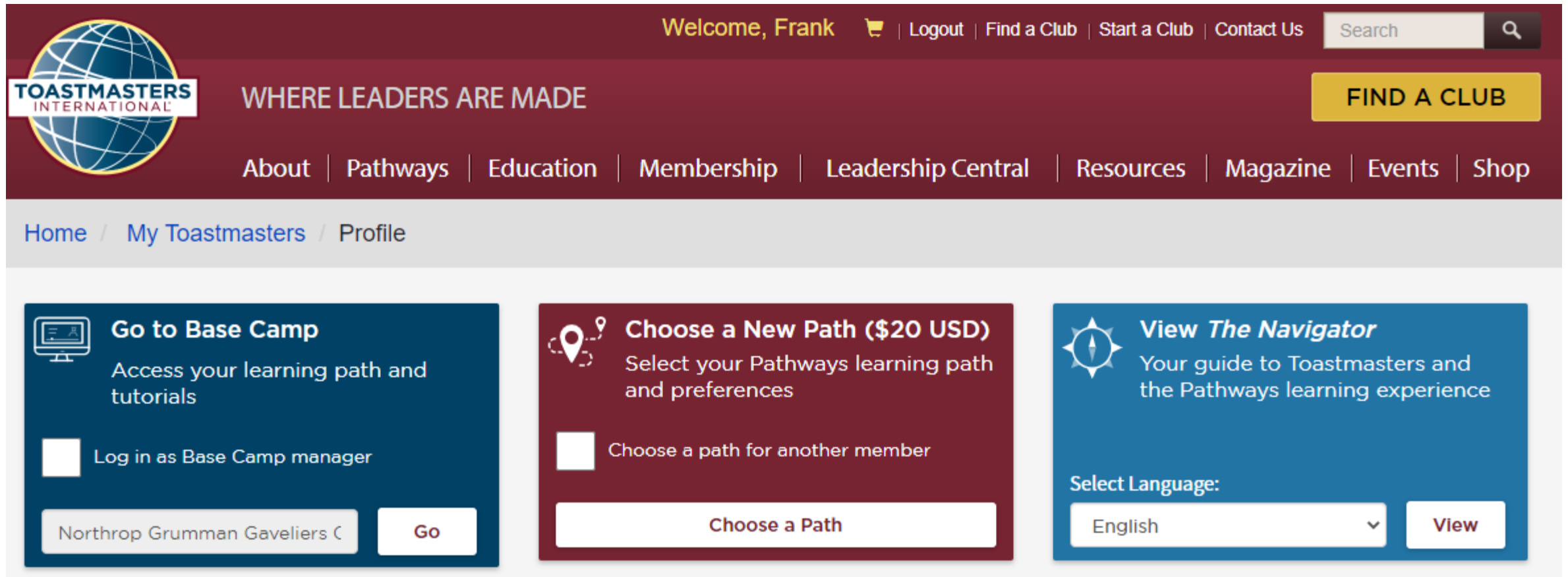


# The Pathways Assessment

***Assessment:*** To find the right path, begin by taking the assessment. This helps you identify the path that best meets your needs, interests and goals. After responding to a series of questions, you will be presented with the path that best fits you and your current experience. The Pathways Assessment helps to point you in the best possible direction.

1). Login into Toastmasters and click where it says ‘Welcome, Your Name.’ 2). Click on ‘Choose a Path’ in the center maroon tile.



The screenshot shows the Toastmasters Pathways website interface. At the top left is the Toastmasters International logo. The top right features a user greeting 'Welcome, Frank' with a shopping cart icon, and links for 'Logout', 'Find a Club', 'Start a Club', and 'Contact Us'. A search bar is also present. Below the navigation bar is a horizontal menu with links: 'About', 'Pathways', 'Education', 'Membership', 'Leadership Central', 'Resources', 'Magazine', 'Events', and 'Shop'. A yellow 'FIND A CLUB' button is located on the right side of the navigation bar. Below the navigation bar is a breadcrumb trail: 'Home / My Toastmasters / Profile'. The main content area consists of three large tiles. The first tile, 'Go to Base Camp', is dark blue and offers access to learning paths and tutorials, with a 'Log in as Base Camp manager' checkbox and a 'Go' button. The second tile, 'Choose a New Path (\$20 USD)', is maroon and allows users to select a learning path and preferences, with a 'Choose a path for another member' checkbox and a 'Choose a Path' button. The third tile, 'View The Navigator', is blue and provides a guide to Toastmasters and the Pathways learning experience, including a language selection dropdown set to 'English' and a 'View' button.

**TOASTMASTERS INTERNATIONAL** WHERE LEADERS ARE MADE **FIND A CLUB**

Welcome, Frank | Logout | Find a Club | Start a Club | Contact Us Search

About | Pathways | Education | Membership | Leadership Central | Resources | Magazine | Events | Shop

Home / My Toastmasters / Profile

**Go to Base Camp**  
Access your learning path and tutorials  
 Log in as Base Camp manager  
Northrop Grumman Gaveliers C **Go**

**Choose a New Path (\$20 USD)**  
Select your Pathways learning path and preferences  
 Choose a path for another member  
**Choose a Path**

**View The Navigator**  
Your guide to Toastmasters and the Pathways learning experience  
Select Language:  
English **View**


- 1) Choose your path language
- 2) Select how you want to access your material: Online or in printed form
- 3) Click 'Continue'

### | CHOOSE A PATH: SELECT YOUR PREFERENCES

#### Select your path language

At this time, accessible materials for use with assistive technology are only available in English.


#### How would you like to access your materials?



Obtain digital resources online via Base Camp

Select Digital Resources

+ Who should select digital resources?



Acquire printed materials in the mail (+\$25 USD)

Select Printed Materials

+ Who should select printed materials?

+ Compare digital vs. print details

Continue


- 1) Once you select how you will access your material, the ‘Select Digital Resources’ or Select Printed Materials’ bar will turn blue.
- 2) To select your learning path: ‘Click ‘View Path Options’ or ‘Take Assessment.’ Option’s bar will turn blue.
- 3) The maroon ‘Continue’ button will not appear if you have not selected an option from the top and bottom selections



Obtain digital resources online via Base Camp

Select Digital Resources

+ Who should select digital resources?




Acquire printed materials in the mail (+\$25 USD)

Select Printed Materials

+ Who should select printed materials?

+ Compare digital vs. print details


### How would you like to select your learning path?



View all path options

View all paths available based on your selections above.

View Path Options



Take an online assessment

Take a brief online assessment to suggest learning paths based on your goals.

Take Assessment

- 1) If you chose the 'Take Assessment' option, this screen will appear.
- 2) Click 'Start'



The screenshot shows the Pathways Assessment interface. At the top, there is a dark blue header with the text "Pathways Assessment" in white. Below the header, the Toastmasters Pathways logo is displayed, featuring the text "TOASTMASTERS PATHWAYS" in blue and "learning experience" in a smaller font below it. The main content area contains the following text: "Answer the following questions to identify the path that best meets your personal and professional development goals. Your answers will remain confidential." Below this text is a dropdown menu with "English" selected. At the bottom of the screen, there are two buttons: a large red button labeled "Start" and a smaller blue button labeled "Skip Assessment".

English

*Your answers will remain completely confidential.*

**Start**

[Skip Assessment](#)

## The Assessment

- 1) Select three areas of interest
- 2) Click 'Next'

0% Complete ×

Select three topics you are interested in learning about from the list below.

<input type="checkbox"/> Public Speaking	<input type="checkbox"/> Networking
<input type="checkbox"/> Coaching	<input type="checkbox"/> Change Management
<input type="checkbox"/> Speech Writing	<input type="checkbox"/> Time Management
<input type="checkbox"/> Project Planning	<input type="checkbox"/> Motivating Others
<input type="checkbox"/> Leadership	<input type="checkbox"/> Interpersonal Communication
<input type="checkbox"/> Negotiation	

**Next**

## The Assessment

- 1) A series of options will appear
- 2) Click in the circle that most closely fits your feelings

7% Complete

Learning about \_\_\_\_\_ will help me significantly in my personal and/or professional life.

Public Speaking   Coaching   Speech Writing

Speech Writing

Strongly Agree

Next

3% Complete

26% Complete

96% Complete

× a team leader.

× lecting their

× ated to the right you to







× e



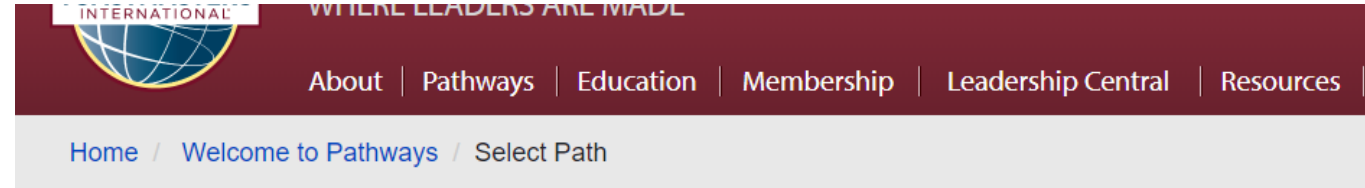
## CHOOSE A PATH: COMPARE AND MAKE YOUR SELECTION

1) Once you have indicated all your choices, three path options will appear.

2) Click 'Select PATH NAME'

 <p><b>Recommended</b></p> <p><b>Dynamic Leadership</b> negotiate and manage change; leadership skills for any situation.</p> <p>Select Dynamic Leadership</p> <p><a href="#">+ Learn more about the Dynamic Leadership Path</a></p>	 <p><b>Recommended</b></p> <p><b>Team Collaboration</b> Listening and successful collaboration; team leadership at a higher level.</p> <p>Select Team Collaboration</p> <p><a href="#">+ Learn more about the Team Collaboration Path</a></p>	 <p><b>Recommended</b></p> <p><b>Visionary Communication</b> Communicate change and develop your vision; build skills for visionary leadership.</p> <p>Select Visionary Communication</p> <p><a href="#">+ Learn more about the Visionary Communication Path</a></p>
 <p><b>Engaging Humor</b> Engage with humor and improve any speech; deliver a message with laughter.</p> <p>Select Engaging Humor</p>	 <p><b>Innovative Planning</b> Proposals and managing projects; connect with others to accomplish goals.</p> <p>Select Innovative Planning</p>	 <p><b>Leadership Development</b> Lead a team and develop plans; learn leadership by completing projects.</p> <p>Select Leadership Development</p>

- 1) If this is the path you want to pursue
- 2) Click 'Continue'



### **| CHOOSE A PATH: CONFIRM YOUR SELECTION**

**Please confirm your selection below.**

**You selected:**



#### **Team Collaboration**

Listening and successful collaboration;  
team leadership at a higher level.

**Continue**

[< Go back to path options](#)

- 1) Read consent notice
- 2) Click 'Yes' or No

### Step 1: Consent

By placing an order in the Toastmasters Online store, you agree to your information being used by Toastmasters International's third party distributor. The distributor will only use your information for processing your order and will not share your information. This will not impact your education awards or magazine subscription. Do you agree to having a third party process your order(s)? If you select "no," you will not be able to purchase items from the Toastmasters Online Store.

No

Yes

- 1) Enter shipping information
- 2) Click 'Next'

### Step 2: Shipping Address

**Ship To Information:** \* Required Fields

[\(Select Another Address\)](#)

\* Full Name

Company/In Care Of

\* Country

\* Address

Address 2

\* City

\* State / Province

\* Zip / Postal Code

\* Phone #

**Next**

- 1) Enter payment information
- 2) Click 'Next'
- 3) Review and Place Order

### Step 3: Payment Method

**Credit Card:**

\* Required Fields

\* Card Number



\* Expiration Date

MM / YY

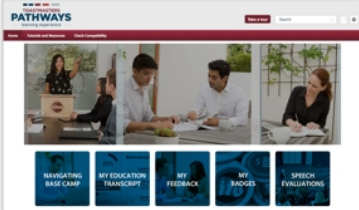
\* Security Code

CVC

Next

### Step 4: Review / Place Order


- 1) If you don't want to take the Assessment, select
  - Either "Digital Resources' or 'Printed Materials'
  - Then select 'View Your Path Options'
- 2) New click 'View Path Options'
- 3) The maroon 'Continue' button is now active
- 4) Click it



Obtain digital resources online via Base Camp

Select Digital Resources

+ Who should select digital resources?




Acquire printed materials in the mail (+\$25 USD)

Select Printed Materials

+ Who should select printed materials?

+ Compare digital vs. print details


### How would you like to select your learning path?



View all path options

View all paths available based on your selections above.

View Path Options



Take an online assessment

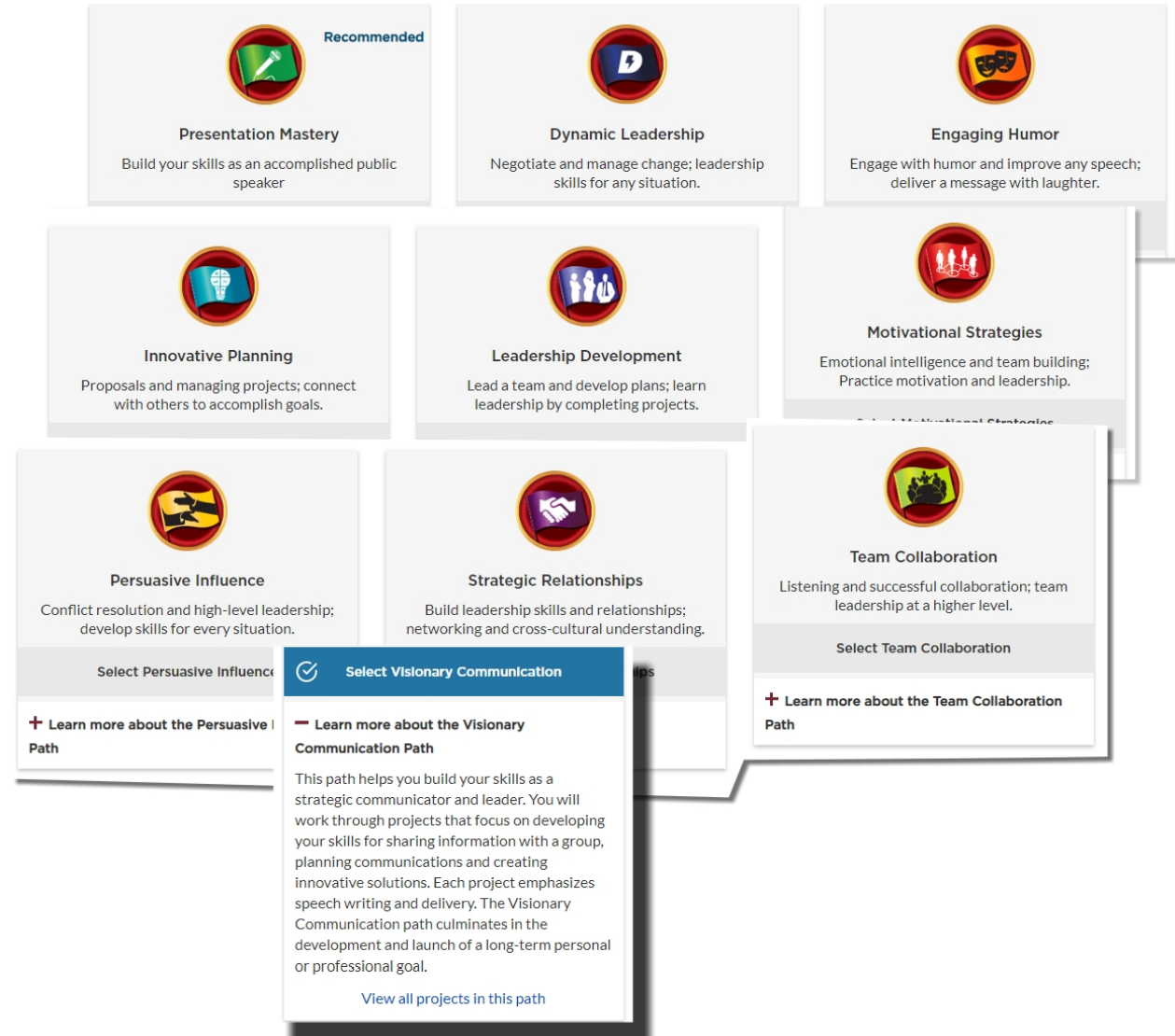
Take a brief online assessment to suggest learning paths based on your goals.

Take Assessment

Continue

## The Assessment

- 1) Since you did not take the Assessment, you now may choose from any of the paths.
- 2) Click 'Select – Path Name' and a short description of that path will appear.



**Recommended**

**Presentation Mastery**  
Build your skills as an accomplished public speaker

**Dynamic Leadership**  
Negotiate and manage change; leadership skills for any situation.

**Engaging Humor**  
Engage with humor and improve any speech; deliver a message with laughter.

**Innovative Planning**  
Proposals and managing projects; connect with others to accomplish goals.

**Leadership Development**  
Lead a team and develop plans; learn leadership by completing projects.

**Motivational Strategies**  
Emotional intelligence and team building; Practice motivation and leadership.

**Persuasive Influence**  
Conflict resolution and high-level leadership; develop skills for every situation.

**Strategic Relationships**  
Build leadership skills and relationships; networking and cross-cultural understanding.

**Team Collaboration**  
Listening and successful collaboration; team leadership at a higher level.

Select Persuasive Influence

**Select Visionary Communication**

**Select Team Collaboration**

**+ Learn more about the Persuasive Path**

**+ Learn more about the Visionary Communication Path**

**+ Learn more about the Team Collaboration Path**

This path helps you build your skills as a strategic communicator and leader. You will work through projects that focus on developing your skills for sharing information with a group, planning communications and creating innovative solutions. Each project emphasizes speech writing and delivery. The Visionary Communication path culminates in the development and launch of a long-term personal or professional goal.

[View all projects in this path](#)

- 1) Once you select a path, click the maroon 'Continue' button
- 2) Now click 'Continue' to confirm the path you have selected.

**Please confirm your selection below.**

You selected:



### Strategic Relationships

Build leadership skills and relationships;  
networking and cross-cultural  
understanding.

**Continue**

[< Go back to path options](#)



Congratulations – you’re  
enrolled in Pathways!